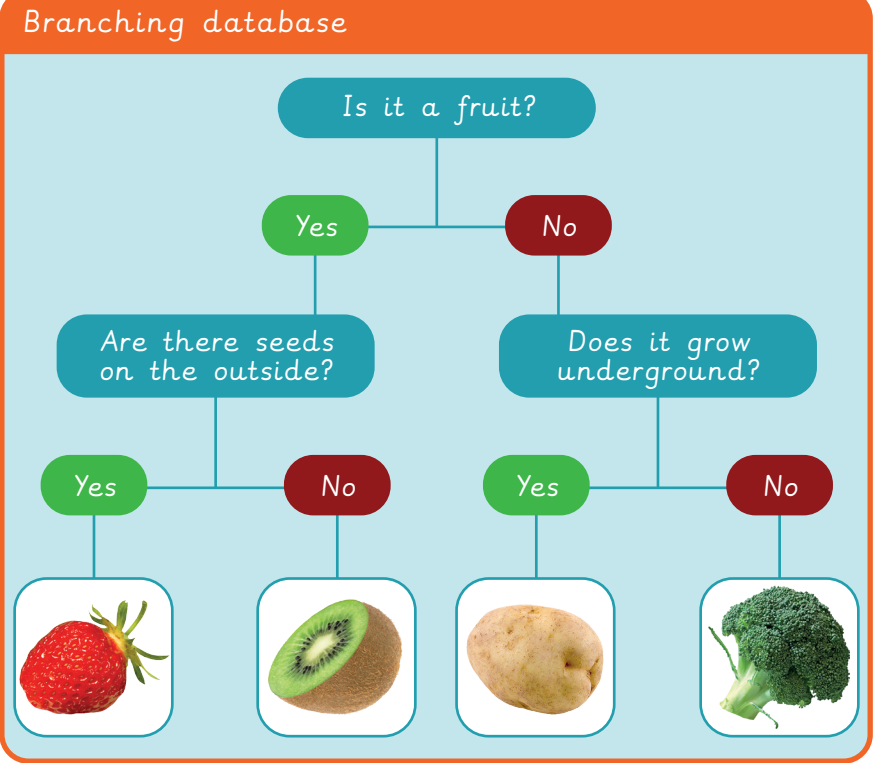


Introduction to data

Branching database	Using a series of yes or no questions to categorise data or objects.
Categorise	Put into groups that have similar or the same properties.
Chart	Information displayed in a graph, table, tally or diagram.
Computer	Electronic machine that accepts and processes information to produce an output, and then stores the results.
Data	Information used for a specific purpose or investigation.
Information	Facts about a specific thing, person, place or other.
Label	Information attached to something to tell you about it.
Pictogram	A chart which uses pictures to represent items.
Record	To store information about something.
Sort	To arrange items by an order or into a category.
Table	A chart which stores data in columns and rows.
Text	Written or typed letters and words.

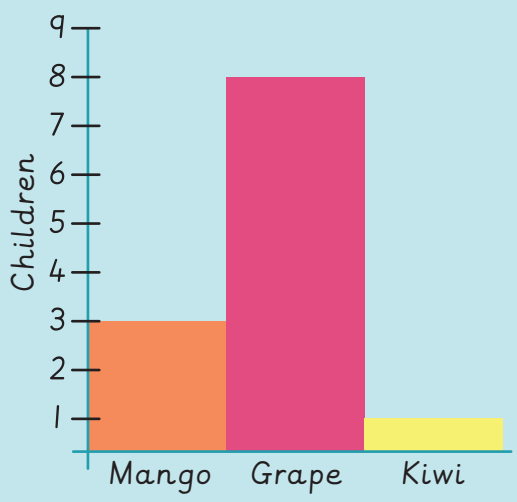
Key facts



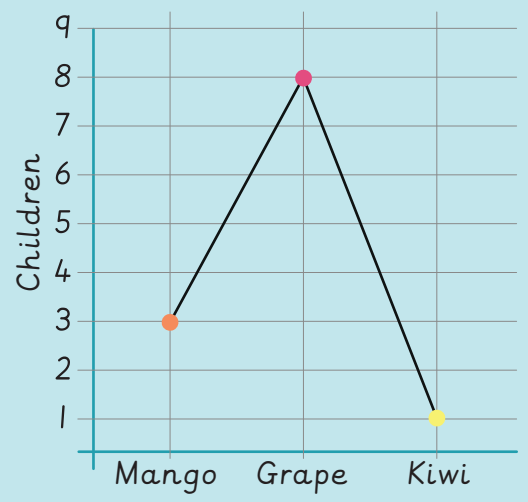
Tally chart



Bar graph



Line graph



Pictogram

